





Quarterly Newsletter Issue 10 (as of Jan-Mar 2012)

# Newsletter

The Quarterly Newsletter for SRSO Outreach & Interventions



## Inside...

SRSO operational Area	02
Cumulative summary of SRSO achievements as of Jan-Mar2012	03
Detail of SRSO achievements as of Jan-Mar2012	04-10
Highlights of Quarter	11

**Monitoring, Evaluation & Research Unit (MER-U)**

**Sindh Rural Support Organization**

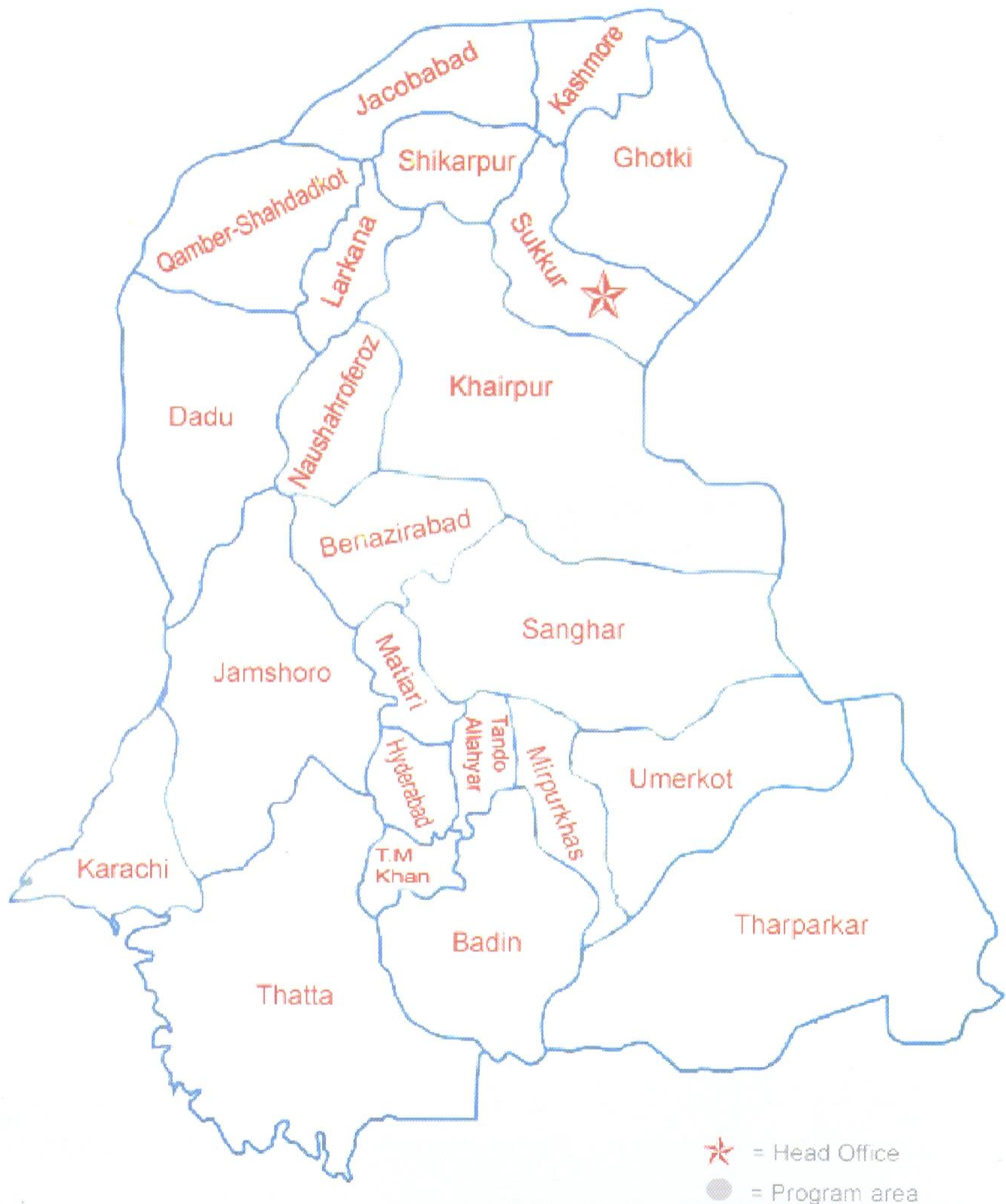
A-42 Sindhi Muslim Society Airport Road, Sukkur.

Ph#- 071-5633516 Fax #- 071 - 5631791

Web: [www.srso.org.pk](http://www.srso.org.pk) Feedback: [info@srso.org.pk](mailto:info@srso.org.pk)



## Sindh Rural Support Organization (SRSO) Operational Area

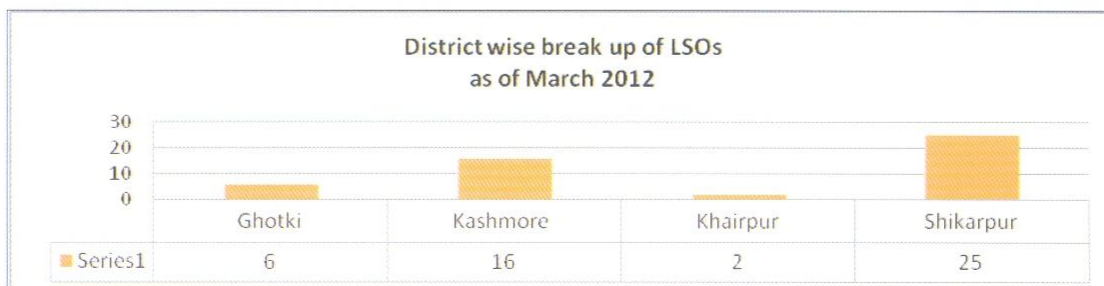
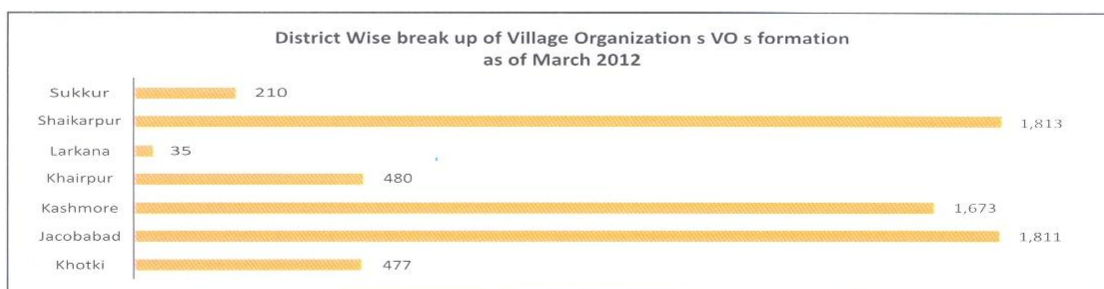
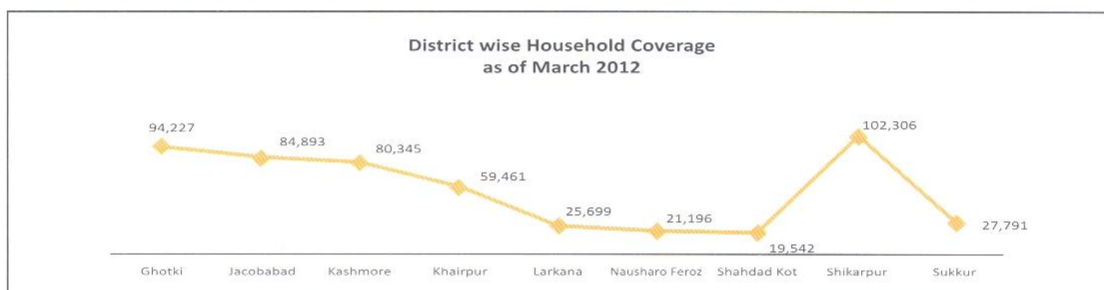
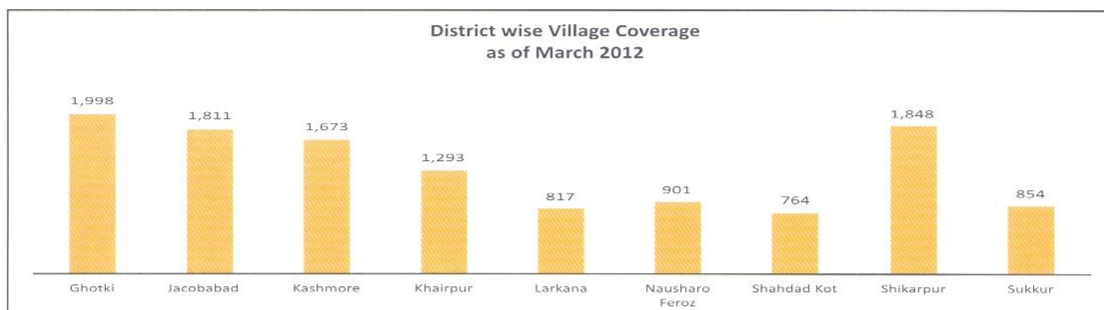
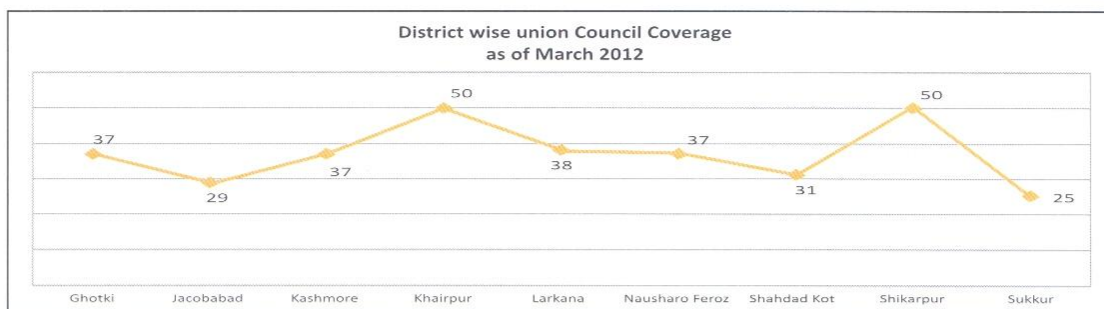


## SRSO Cumulative Achievement as of March 2012

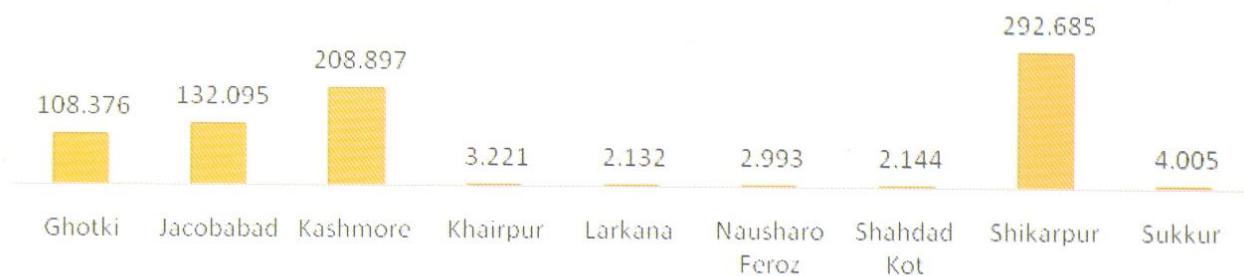
S.#	Key Performance Indicators	Achievement as of December-2011	Achievement as of March- 2012	% increase during Qtr
1	No. of Operational Districts	9	9	
2	No. of Union Councils with SRSO presence	331	334	1%
3	No. of Taluka with SRSO presence	42	42	0%
4	No. of villages with SRSO presence	11,859	11,959	1%
5	No. of Household Organized	486,009	515,460	6%
6	VO Formation	6,161	6,499	5%
7	LSO Formation	35	49	40%
	Women	26,410	28,561	8%
8	CO- Formation	Men	2,295	0%
	Mix	40	40	0%
	Total	28,745	30,896	7%
	Women	445,923	472,615	6%
9	CO-Membership	Men	37,148	0%
	Total	483,071	509,763	6%
	Women	70,746,311	81,897,811	16%
10	Community Saving	Men	6,803,469	0%
	Total	77,549,780	88,701,280	14%
11	Income Generating Grant (IGG) Amount Disbursed in million	54.90	59.60	9%
12	No. of IGG Beneficiaries	5,292	5,640	7%
13	Community Investment Fund (CIF) amount disbursedn Millions	688.03	747.75	9%
14	No. of CIF Beneficiaries	75125	79,680	6%
15	Total amount of Microcredit disbursed (in Millions)	1,986.74	2151.34	8%
16	No. of Beneficiaries of Micro Credit Programme	142,020	149,943	6%
18	No of Community members trained in vocational skill Training	30,599	35,195	15%
19	No of Community members trained	149,841	161,531	8%
20	Community Members trained as TBAs	3,106	4,140	33%
21	Micro Health Insurance (Clients)	190,441	204,696	7%
22	Community Members Insured in Micro Health Insurance (Head Count)	565,461	581,929	3%
23	No. of Community Physical Infrastructure (CPIs)	35,818	37,910	6%
24	Total amount of CPIs in Millions	1,569	1,980	26%
25	Total Beneficiary Households	213,155	221,051	4%

\* The outreach Progress include all core, projects and microcredit programme



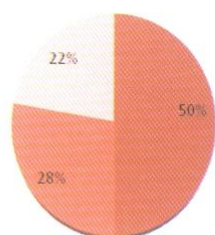


### District wise break up of Community Saving as of March 2012

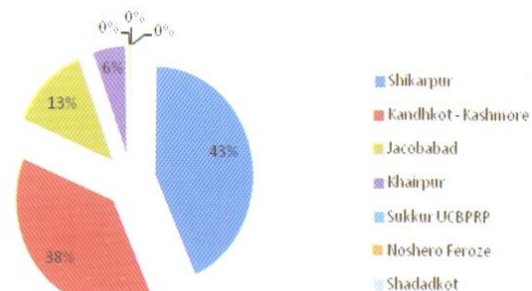


### District wise break up of Income Generating Grants (IGG) as of March 2012

Shikarpur Kandhkot - Kashmore Jacobabad



### District wise break up of Community Investment Fund (CIF) as of March 2012

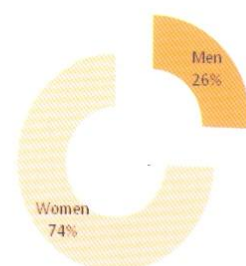


### Sector wise Microcredit Disbursement as of March 2012

Agriculture Livestock Enterprise

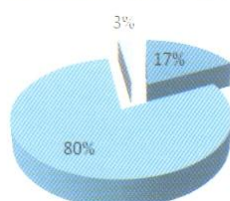


### Gender wise Microcredit Disbursement as of March 2012



### Summary of staff and Community Members Trained as of March 2012

No. of Community Members provided scholarship of Vocational Skill Training  
No. of Community Members trained in Community Management Skill Training  
No. of SPSSO Staff Trained in different programme/project training



### Summary of CPI as of March 2012





Union Council Coverage						
Sr.#	District	Total No. of UCs in the District	# of SRSO intervened UCs as of Dec, 2011	# of SRSO intervened UCs as of March, 2012	% increase during Qtr	% of total UC coverage as of March, 2012
1	Ghotki	40	37	37	0%	93%
2	Jacobabad	40	29	29	0%	73%
3	Kashmore	37	37	37	0%	100%
4	Khairpur	76	49	50	2%	66%
5	Larkana	44	36	38	6%	86%
6	Naushahro Feroz	51	37	37	0%	73%
7	Shahdad Kot	40	31	31	0%	78%
8	Shikarpur	50	50	50	0%	100%
9	Sukkur	46	25	25	0%	54%
<b>TOTAL</b>		<b>424</b>	<b>331</b>	<b>334</b>	<b>1%</b>	<b>79%</b>

Village Coverage						
Sr.#	District	Total No. Of villages in SRSO UCs	Total No. Of SRSO Intervened Villages as of Dec, 2011	# of SRSO intervened village as of March, 2012	% increase during Qtr	% of Village coverage
1	Ghotki	2,464	1,953	1,998	2%	81%
2	Jacobabad	3,110	1,811	1,811	0%	58%
3	Kashmore	1,786	1,673	1,673	0%	94%
4	Khairpur	3,254	1,268	1,293	2%	40%
5	Larkana	1,590	809	817	1%	51%
6	Naushahro Feroz	2,192	882	901	2%	41%
7	Shahdad Kot	1,561	761	764	0%	49%
8	Shikarpur	2,414	1,848	1,848	0%	77%
9	Sukkur	1,664	854	854	0%	51%
<b>TOTAL</b>		<b>20,035</b>	<b>11,859</b>	<b>11,959</b>	<b>1%</b>	<b>60%</b>

Household Coverage						
Sr.#	District	Total No. of HHs in SRSO Districts	Total No. Of Organized HHs as of Dec 2011	# of HHs Organized as of March, 2012	% increase during Qtr	% of Household coverage
1	Ghotki	159,314	77,103	94,227	22%	59%
2	Jacobabad	191,633	84,893	84,893	0%	44%
3	Kashmore	170,421	80,345	80,345	0%	47%
4	Khairpur	305,137	57,037	59,461	4%	19%
5	Larkana	217,208	23,198	25,699	11%	12%
6	Naushahro Feroz	219,772	18,929	21,196	12%	10%
7	Shahdad Kot	211,612	17,349	19,542	13%	9%
8	Shikarpur	210,530	102,306	102,306	0%	49%
9	Sukkur	183,500	24,849	27,791	12%	15%
<b>TOTAL</b>		<b>1,869,127 *</b>	<b>486,009</b>	<b>515,460</b>	<b>6%</b>	<b>28%</b>

\* Data source BISP Survey

### Community Institutions at Grassroots Level

Sr.#	District	Total Number of Community Organizations (Male + Female Mix) as of Dec 11	Total Number of Community Organizations (Male + Female Mix) as of March 12	% increase during Qtr
1	Ghotki	4,082	5,078	24%
2	Jacobabad	5,074	5,074	—
3	Kashmore	4,710	4,710	—
4	Khairpur	3,038	3,291	8%
5	Larkana	1,873	2,341	25%
6	Naushahro Feroz	893	1,039	16%
7	Shahdad Kot	1,578	1,578	—
8	Shikarpur	5,846	5,846	—
9	Sukkur	1,651	1,939	17%
	<b>TOTAL</b>	<b>28,745</b>	<b>30,896</b>	<b>7%</b>

### Community Institutions at Village and Union Council Level

Sr.#	District	Total No. of Village Organizations formed as of Dec,2011	Total No. of Village Organizations formed as of March,2012	% increase during Qtr	Total No. of LSOs Formed as of Dec,2011	Total No. of LSOs Formed as of March,2012	% increase during Qtr
1	Ghotki	321	477	49%	6	6	-
2	Jacobabad	1,811	1,811	0%	-	-	-
3	Kashmore	1,673	1,673	0%	12	16	33%
4	Khairpur	473	480	1%	2	2	-
5	Larkana	35	35	0%	-	-	-
6	Naushahro Feroz	-	-	-	-	-	-
7	Shahdad Kot	-	-	-	-	-	-
8	Shikarpur	1,813	1,813	0%	15	25	67%
9	Sukkur	35	210	100%	-	-	-
	<b>TOTAL</b>	<b>6,161</b>	<b>6,499</b>	<b>5%</b>	<b>35</b>	<b>49</b>	<b>40%</b>

### Community Saving

Sr.#	District	Community saving as of Dec 2011	Community Saving as of March 20 12	% increase during Qtr
1	Ghotki	8,081,276	10,837,681	34%
2	Jacobabad	11,702,624	13,209,554	13%
3	Kashmore	18,674,500	20,889,780	12%
4	Khairpur	2,926,796	3,220,551	10%
5	Larkana	2,005,619	2,132,309	06%
6	Naushahro Feroz	2,991,716	2,993,266	0.1%
7	Shahdad Kot	2,126,785	2,144,425	1%
8	Shikarpur	25,050,814	29,268,564	17%
9	Sukkur	3,989,650	4,005,150	0.4%
	<b>TOTAL</b>	<b>77,549,780</b>	<b>88,701,280</b>	<b>14%</b>



### Income Generating Grants (IGG)

S.no	Districts	Amount disbursed as of Dec 2011	Amount disbursed as of March 2012	% increase during Qtr
1	Shikarpur	26,250,038	29,669,638	13%
	Women Beneficiaries	2,627	2,859	9%
2	Kandhkot - Kashmore	16,112,462	16,553,462	3%
	Women Beneficiaries	1,678	1,713	2%
3	Jacobabad	12,539,500	13,383,500	7%
	Women Beneficiaries	987	1,068	8%
4	<b>Total IGG Disbursed (In Rs.)</b>	<b>54,902,000</b>	<b>59,606,600</b>	<b>9%</b>
	<b>Women Beneficiaries</b>	<b>5,292</b>	<b>5,640</b>	<b>7%</b>

### Community Investment Fund (CIF)

S.no	Districts	Amount disbursed as of Dec, 2011	Amount disbursed as of March 2012	% increase during Qtr
1	Shikarpur	304,708,675	323,217,475	6%
	Women Beneficiaries	33,566	34,813	4%
2	Kandhkot - Kashmore	255,268,884	283,835,884	11%
	Women Beneficiaries	27,456	29,454	7%
3	Jacobabad	85,957,000	97,167,000	13%
	Women Beneficiaries	9,094	10,266	13%
4	Khairpur	39,479,000	40,913,000	4%
	Women Beneficiaries	4,485	4,623	3%
5	Sukkur UCBPRP	4,38,000	438,000	—
	Women Beneficiaries	88	88	—
6	Noshero Feroze	18,50,000	1,850,000	—
	Women Beneficiaries	370	370	—
7	Shahdadkot	330,000	330,000	—
	Women Beneficiaries	66	66	—
8	<b>Total CIF Disbursed (In Rs.)</b>	<b>688,031,559</b>	<b>747,751,359</b>	<b>9%</b>
	<b>Women Beneficiaries</b>	<b>75125</b>	<b>79,680</b>	<b>6%</b>



### Rural Credit & Enterprise Development (RCED)

S.no	Districts	Amount disbursed as of Dec, 2011	Amount disbursed as of March, 2012	% increase during Qtr
1	Total Amount of Micro Credit Disbursement	1,986.74	2,151.34	8%
	Men	561.011	569.729	2%
	Women	1,425.73	1581.613	11%
2	No. of Loans	142,020	149,943	6%
	Male	40,572	40,959	1%
	Female	98,189	108,984	11%
3	Sectoral Disbursement	1,986.74	2,151.34	8%
	Agriculture	1,426.650	1,496.32	5%
	Livestock	384.203	428.481	12%
	Enterprise	175.887	226.771	29%

### Achievement as of March 2012

S.#	Community Physical Infrastructure (CPIs)	No. of Schemes	Cost of Schemes (in Millions)	BHHs
	<b>Total Number of CPI Schemes</b>	<b>37,910</b>	<b>1,980</b>	<b>221,051</b>
1	Housing	12,786	939.48	12,786
2	Sanitation	15,917	189.53	86,304
3	Street Pavement & Sanitation	28	138.47	5,481
4	Drinking Water Supply Schemes (DWSS)	8,393	229.38	45,883
5	Low Cost Village Improvement Schemes (LCVI)	72	127.09	7,248
6	Communication	306	170.09	22,588
7	Irrigation	341	138.14	8,140
8	IAUP	1	2.09	75
9	Water Filter Plants by GoS	40	23.58	28,570
10	Street Lighting on solar system	1	0.64	75
11	Schools Renovation/Construction	25	21.72	3,901

\* CPI figures include all core, relief and recovery projects

#### Micro Health Insurance(MHI)

Sr.#	Key Performance Indicator	Achievement as of Dec-2011	Achievement as of March-2012	% increase during Qtr
1	No. of Community Members provided Micro Health Insurance Cover	190,441	204,696	7%
2	No. of Community Members Treated through MHI facility	4,865	5,639	16%
	Men	2,010	2,264	13%
	Women	2,855	3,375	18%
3	Amount of claims availed by Community	68,353,202	77,686,611	14%

#### Human Resource Development (HRD)

Sr.#	Key Performance Indicator	Achievement as of Dec-2011	Achievement as of March-2012	% increase during Qtr
1	No. of Community Members provided scholarshipfor Vocational Skill Training	30,599	35,195	15%
2	No. of Community Members trained in Community Management Skill Training	149,841	161,531	8%
3	No. of SRSO Staff Trained in different programme/project training	4,859	5,206	7%



## SRSO Highlights of the Quarter (Jan-March 2012)

- Monitoring, Evaluation and Research Unit conducted Process Review Survey in 20 villages of Union Council Based Poverty Reeducation Programme (UCBPRP)Khairpur
- Monitoring, Evaluation and Research Unit organized 3rd Quarterly Program Review Workshop on 7th and 8thJanuary 2012 to review SRSO progress during the quarter. Where Sector Heads and Field Teams shared progress, lesson learns and challenges.
- Chairman-SRSO Mr. Shoaib Sultan Khan visited Sindh Rural Support Organization (SRSO) on 1stMarch with AJK-RSP Govt. Officials and SRSO Management and met with Community.
- Craft outlet "SARTIAN SUNG MARKET" has been inaugurated by Chairman SRSO Mr. Shoaib Sultan Khan on March 1st, 2012. Location: Military Road Sukkur. The initiative under UCBPRP includes Capacity Building of the Craft-Persons, Product Development and its Marketing Strategies which will enable marginalized women to have access to local, national and international markets.
- LSOs Exposure visits were organized in March, 2012 a total of 48 members visited different VOs and LSOs at different places of the country. Purpose of exposure visit was to learn from the experience of others, by direct interaction. Where in visiting groups asked questions about Development Activities.
- SRSO Livestock Project is a new Initiative for poor women under UCBPRP in which heifers are distributed in the households falling 0-18 PSC band. The concept is conceived while looking at its feasibility and impact on asset generation by the poorest members of district Shikarpur and Kashmore-Kandhkot. Ms. Naheed Durani and Honorable Directors of the SRSO Board have special endeavors towards this approach.
- LSO's of Kashmore-Kandhkot, Shikarpur and Khairpur earned PKR 133,409 from their very first order from SARTIAN SUNG MARKET (SSM) outlet.
- Orientation of Govt. Officials at Khairpur was conducted on 9th February in which 30; EDO, DO TMO, PHED and other Local Govt. Officials participated. The purpose of the orientation was to introduce the PATS approach, Operational profile, linkage of Govt. with Community for universal and adoptable approach of hygiene message implementation with expert consultation.
- Plan International personnel's visited village sanitation marts, and participated in school health and hygiene mega event organized in RuSFAID Project.
- On 23rd March 2012, World Water Day was celebrated by SRSO RuSFAD II & III Project at District Ghotki, Jacobabad, Kandhkot, Shahdadkot and Khairpur. In which Govt. Officials, I-NGOs, Teachers, CRPs, LHW, UNICEF, SRSO Teams, School kids, and community participated with zeal and zest.
- BISP Re-Survey started in Naushahro Feroze, Khairpur, Sukkur, Shikarpur, Jacobabad, Kashomre@Kandhkot, Qamber-Shahdadkot, Larkana and Karachi. Total 250,500 Households to be covered.
- International Women's Day events were celebrated by Gender and Development Sector with the LSOAwaz UC Mud Khoso-Shikarpur, Wada Machiyoan Khairpur, and LSO Sindh Sujag-Shikarpur, LSO Roshni-Ghotki, and District Ghotki SRSO staff also participated in these events.
- PPAF and Engro officials visited filter plants and CPI's Schemes at district Ghotki.
- Vocational Training Programme (VTP) center inaugurated at District Sukkur by the CEO-SRSO Dr. Sono Khangharani, Chief Operating Officer-Muhammad Hashim Leghari and SRSO teams.





SRSO-ED outlet "SARTIAN SUNG MARKET" has been inaugurated by Chairman SRSO Mr. Shoaib Sultan Khan



Chairman SRSO Mr. Shoaib Sultan Khan Visiting SRSO adopted Govt. Boys School District Kashmore@Kandhkot.



World Water Day celebrated at District Jacobabad




Chief Operating Officer M. Hashim Leghari sharing views on the eve of International Women's Day at Khairpur.



MER organized 3rd Quarterly Program Review Workshop at Inter Pak Inn Sukkur.



Dr. Syeda Nafeesa Shah (MNA) Inaugurating Calves distribution at UC Wada Machiyoan District Khairpur.



CEO-SRSO Dr. Sono Khangharani and Chief Operating Officer M. Hashim Leghari visiting VTC at District Sukkur



Engro Visitors Visiting CPI's Schemes at District Ghotki